

Control Device System Series ConSig 8040

ConSig



www.stahl.de



09766E00

- > Enclosure made of glass fibre reinforced polyester resin
- > Modular design
- > 3 sizes available
- > Individual units can be combined into larger units
- > Standard and customer-specific versions
- > With contact elements 8208 for open-circuit and short-circuit monitoring
- > Versions with contact elements 8082 and 8208 for use up to SIL 2 and SIL 3, respectively

E4




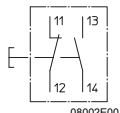


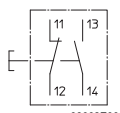


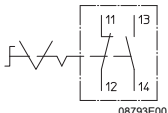

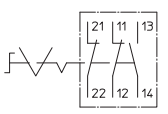


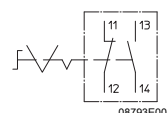

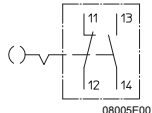


The control device system ConSig Series 8040 makes it possible to assemble different control units in a clear layout. Due to the three available sizes and the modular design, the devices can be used for almost every application. As an option, flanges made of brass or polyester resin, metal plates for the assembly of cable entries and an attachable equipment identification plate are available.


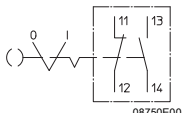

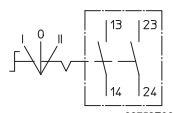



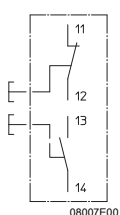

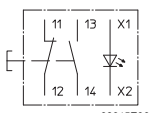

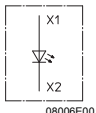
	ATEX / IECEx							NEC 505							NEC 500							
	0	1	2	20	21	22		Zone	Class I			Class II			Division	Class I		Class II		Class III		
For use		x	x		x	x	For use in		x	x					For use in		x		x	x	x	x

WebCode 8040B

Selection Table


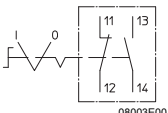

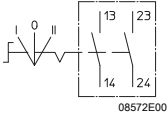



Version				Order number	Weight kg
Pushbutton  01646E00		green  09240E00 red  05600E00	 08002E00	8040 / 1180X-01L50BA05	0.370
Mushroom pushbutton  05792E00	∅ 38 mm	black  12627E00	 08002E00	8040 / 1180X-03L24BA05	0.400
Mushroom stay-put button  05712E00	∅ 38 mm EM-STOP	red  05600E00	 08793E00	8040 / 1180X-10L07BA05	0.400
	∅ 38 mm EM-STOP	red  05600E00	 08749E00	8040 / 1180X-10L07BA08	0.410
Mushroom stay-put button  04679E00	∅ 55 mm EM-STOP	red  05600E00	 08793E00	8040 / 1180X-15L07BA05	0.400
Mushroom stay-put button (key lock, key release)  05769E00	∅ 38 mm EM-STOP	red	 08005E00	8040 / 1180X-09XXXBA05	0.450

Selection Table




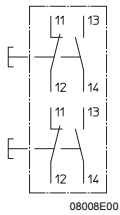



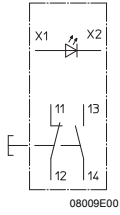



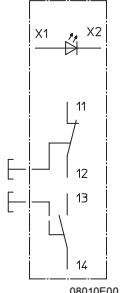
Version		Order number	Weight kg
<p>Key-operated switch</p>  <p>05798E00</p>	<p>2 switching positions Key withdrawable in 0 + I</p>  <p>08750E00</p>	8040 / 1180X-08M01XA05	0.450
<p>Key-operated switch</p>  <p>05725E00</p>	<p>3 switching positions Key withdrawable in I + 0 + II</p>  <p>08752E00</p>	8040 / 1180X-08M03XA04	0.450
<p>Twin pushbutton</p>  <p>05710E00</p>	<p>green</p>  <p>09240E00</p> <p>red</p>  <p>05596E00</p>  <p>08007E00</p>	8040 / 1180X-23D01BA05	0.400
<p>LED illuminated pushbutton</p>  <p>05797E00</p>	<p>spring return</p> <p>All colour filters included (clear, red, yellow, green, blue)</p>  <p>08015E00</p>	8040 / 1180X-35C06BA45	0.400
<p>LED indicating lamp</p>  <p>05800E00</p>	<p>All colour filters included (clear, red, yellow, green, blue)</p>  <p>08006E00</p>	8040 / 1180X-54C06XXXX	0.125

E4

Selection Table






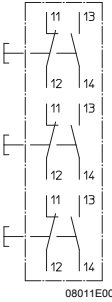



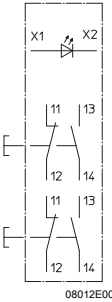
Version		Order number	Weight kg																
<p>Selector switch with contact element 8082</p>  <p>05794E00</p>	<p>2 switching positions</p>  <p>08003E00</p>	<p>8040 / 1180X-26M01XA05</p>	<p>0.420</p>																
<p>Selector switch with contact element 8082</p>  <p>05801E00</p>	<p>3 switching positions</p> <table border="1" data-bbox="638 772 790 862"> <tr> <td></td> <td>I</td> <td>0</td> <td>II</td> </tr> <tr> <td>13</td> <td>X</td> <td></td> <td></td> </tr> <tr> <td>23</td> <td></td> <td></td> <td>X</td> </tr> <tr> <td></td> <td></td> <td></td> <td></td> </tr> </table>  <p>08753E00 08572E00</p>		I	0	II	13	X			23			X					<p>8040 / 1180X-26M03XA04</p>	<p>0.420</p>
	I	0	II																
13	X																		
23			X																
<p>Control switch, 2 pole with switch element 8008</p>  <p>05791E00</p>	<p>Control switch 8008, 2 pole with large actuator, not padlockable Please state: • Contact arrangement, see switch 8008 • Labelling</p>	<p>8040 / 1180Z-31E...F..</p>	<p>0.440</p>																
<p>Control switch, 2 pole with switch element 8008</p>  <p>05726E00</p>	<p>Control switch 8008, 2 pole with small actuator, padlockable in 1 position Please state: • Contact arrangement, see switch 8008 • Labelling</p>	<p>8040 / 1180Z-34E...XF..</p>	<p>0.420</p>																
<p>Control switch, 2 pole with switch element 8008</p>  <p>05711E00</p>	<p>Control switch 8008, 2 pole with small actuator, not padlockable Please state: • Contact arrangement, see switch 8008 • Labelling</p>	<p>8040 / 1180Z-32E...XF..</p>	<p>0.420</p>																

Selection Table


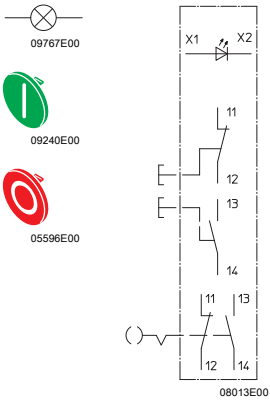


Version		Order number	Weight kg
<p>2 pushbuttons</p>  <p>05771E00</p>	<p>green</p>  <p>09240E00</p> <p>red</p>  <p>05596E00</p>  <p>08008E00</p>	<p>8040 / 1280X-01L13BA05-01L08BA05</p>	<p>0.460</p>
<p>LED indicating lamp and pushbutton</p>  <p>05772E00</p>	<p>All colour filters included (clear, red, yellow, green, blue)</p> <p>red</p>  <p>09767E00</p>  <p>05596E00</p>  <p>08009E00</p>	<p>8040 / 1280X-54C06XXXX-01L08BA05</p>	<p>0.460</p>
<p>LED indicating lamp and twin pushbutton</p>  <p>02314E00</p>	<p>All colour filters included (clear, red, yellow, green, blue)</p> <p>green</p>  <p>09240E00</p> <p>red</p>  <p>05596E00</p>  <p>08010E00</p>	<p>8040 / 1280X-54C06XXXX-23D01BA05</p>	<p>0.540</p>

E4

Selection Table



Version		Order number	Weight kg
<p>Ammeter 8405</p>  <p>05576E00</p>	<p>Ammeter 8405: Please state: • Measurement range, see ammeter 8405 • Measuring method (direct = d or converter = W)</p>	<p>8040 / 1280Z - 40XXXXN . .</p>	<p>0.490</p>
<p>3 pushbuttons</p>  <p>05802E00</p>	<p>green  09240E00</p> <p>red  05596E00</p> <p>green  05598E00</p>  <p>08011E00</p>	<p>8040 / 1380X - 01L13BA05 - 01L08BA05 - 01L15BA05</p>	<p>0.580</p>
<p>LED indicating lamp and 2 pushbuttons</p>  <p>03118E00</p>	<p>All colour filters included (clear, red, yellow, green, blue)</p> <p>red  05596E00</p> <p>green  05598E00</p>  <p>08012E00</p>	<p>8040 / 1380X - 54C06XXXX - 01L13BA05 - 01L08BA05</p>	<p>0.640</p>

Selection Table

Version		Order number	Weight kg
<p>LED indicating lamp, twin pushbutton and mushroom stay-put button (key lock, key release)</p>  <p>02315E00</p>	<p>All colour filters included (clear, red, yellow, green, blue)</p> <p>green 09767E00</p> <p>red 09240E00</p> <p>red 05596E00</p>  <p>08013E00</p>	<p>8040 / 1380X-54C06XXXX-23D01BA05-09XXXBA05</p>	<p>0.750</p>
<p>Ammeter 8405 and control switch 8008, 2 pole</p>  <p>05770E00</p>	<p>Ammeter 8405: Please state: • Measurement range, see ammeter 8405 • Measuring method (direct = d or converter = W)</p> <p>Control switch 8008, 2 pole with large actuator, not padlockable Please state: • Contact arrangement, see switch 8008 • Labelling</p>	<p>8040 / 1380Z-40XXXXN...-31E...F..</p>	<p>0.780</p>
<p>Control switch 8008, 4 pole</p>  <p>05775E00</p>	<p>Control switch 8008, 4 pole with large actuator, not padlockable Please state: • Contact arrangement, see switch 8008 • Labelling</p>	<p>8040 / 2380Z-31E...F..</p>	<p>0.770</p>

E4

Selection Table

Version		Order number	Weight kg
<p>Ammeter 8405 and control switch 8008, 4 pole</p>  <p>05777E00</p>	<p>Ammeter 8405: Please state: • Measurement range, see ammeter 8405 • Measuring method (direct = d or converter = W) Control switch 8008, 4 pole with large actuator, not padlockable Please state: • Contact arrangement, see switch 8008 • Labelling</p>	<p>8040/2380Z-40XXXXN...-31E...F..</p>	<p>0.930</p>
<p>Control switch 8008, 4 pole and LED indicating lamp 8010</p>  <p>05778E00</p>	<p>Control switch 8008, 4 pole with large actuator, not padlockable Please state: • Contact arrangement, see switch 8008 • Labelling LED indicating lamp 8010: • All colour filters included (red, yellow, green, blue, clear)</p>	<p>8040/2380Z-54C06XXXX-31E...F..</p>	<p>0.800</p>



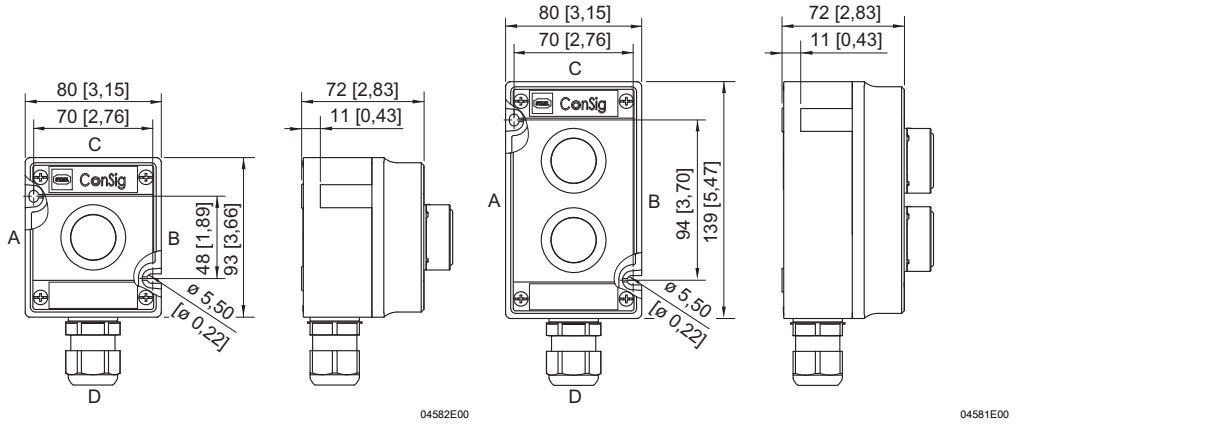
Explosion Protection

Global (IECEX)	
Gas and dust	IECEX PTB 06.0025 Ex de ia/ib [ia/ib] m II, IIA, IIB, IIC, T6, T5, T4 Ex tD A21 IP65 T80°C, T95°C
Europe (ATEX)	
Gas and dust	PTB 01 ATEX 1105 ⊗ II 2 G Ex edqm ia/ib [ia/ib] II, IIA, IIB, IIC, T6, T5, T4 ⊗ II 2 D Ex tD A21 IP65 T80°C, T95°C, T130°C
Certifications and certificates	
Certificates	IECEX, ATEX, Brazil (INMETRO), China (China Ex), Canada (CSA), Kazakhstan (GOST K), Korea (KCs), Russia (GOST R), Taiwan (ITRI), Ukraine (TR), USA (UL), Belarus (operating authorisation)

Technical Data

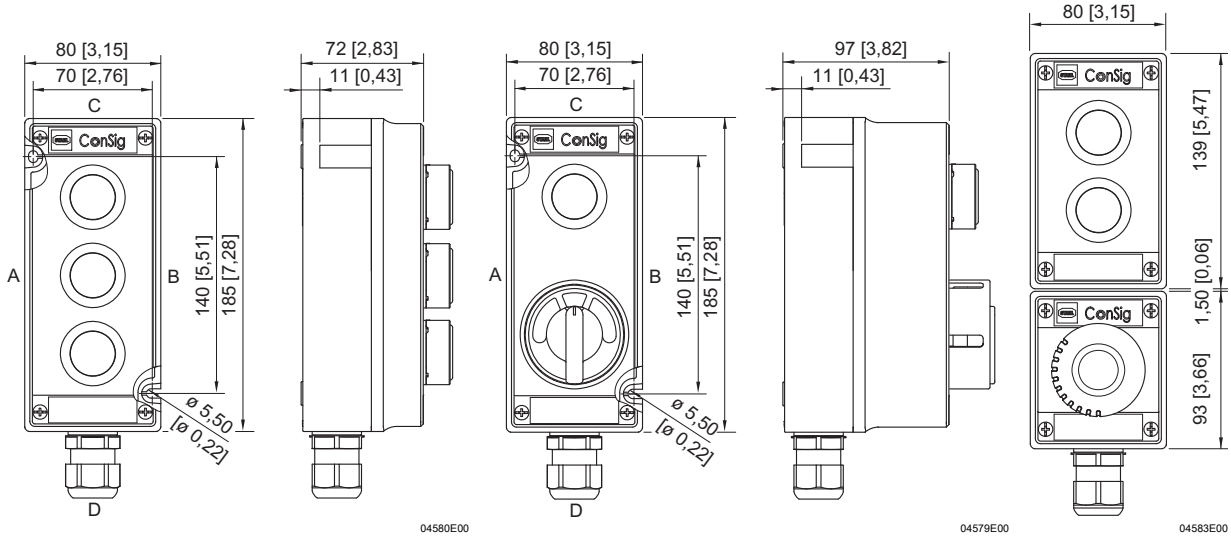
Electrical data	
Rated operational voltage	up to 690 V AC
Rated operational current	depends on components used
Ambiant conditions	
Ambient temperature	-20 ... +40 °C -50 ... +60 °C on request
Mechanical data	
Degree of protection	IP65 acc. to IEC/EN 60529 (others on request)
Material	
Enclosure	Polyester resin, glass fibre reinforced
Seal	PU foam
Cover fixing	with captive M4 stainless steel socket head cap screws
Connection cross-section	max. 2.5 mm ²
Tightening torque	max. 1.2 Nm
Mounting / Installation	
Cable entry	Standard: 1 x M25 x 1.5; cable gland 8161; side below (D); directly mounted into enclosure wall Special: in side C (top) and/or side D (below); 1 x M20 x 1.5; 1 x M25 x 1.5 metal cable glands are possible; mounting of metal cable glands in metal flange or via metal adapter plate
Flange	
Standard	without
Option	with flange made of polyester resin or brass, can be fitted on sides C and D

Dimensional Drawings (All Dimensions in mm) - Subject to Alterations



ConSig 8040/11

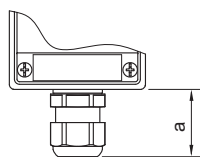
ConSig 8040/12



ConSig 8040/13

ConSig 8040/23

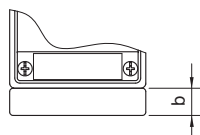
ConSig 8040/11
and ConSig 8040/12
combination



04584E00

Additional dimensions for cable entries and cable glands Series 8161

	Dim. a [mm]	
	min.	max.
M20	25	31
M25	27	33



04585E00

Additional dimensions for flanges

Flanges	Dim. b [mm]
Brass	16
Moulded material	16

We reserve the right to make alterations to the technical data, dimensions, weights, designs and products available without notice. The illustrations cannot be considered binding.